



Hinge Function



Joining with gable that keeps the sections together




Simple link




If the hinge is provided with a screw port it can, with the help of a plastic pellet and self tapping screw, easily be locked in the longitudinal direction




Joining by stamping (gives visible deformations)



Built in lock. App. 180° opening



Two sections with 180° opening



180° opening with three sections

